

At the centre of the British Isles



Travelling to the Isle of Man

The Isle of Man enjoys plentiful and reliable transport links to major transport hubs in the UK and Ireland. For example, with around 50 flights to London and 30 to Manchester every week, the Isle of Man provides an ideal gateway from which to travel to Europe and the rest of the world. Average flight times to London airports are just over an hour, while Manchester is reached in just 45 minutes.

Travel by air

The Isle of Man's Airport, Ronaldsway, is located near Castletown, 9 miles to the south of the capital Douglas, and handled nearly 800,000 passengers in 2008.

Frequent flights are provided to and from many airports in the UK and Ireland including: London (City, Gatwick and Luton), Belfast, Birmingham, Blackpool, Dublin, East Midlands, Glasgow, Gloucester, Guernsey, Jersey, Leeds/Bradford, Liverpool, Manchester and Southampton.

The airlines serving the Island are:

- Aer Arann
- Flybe
- Manx2
- British Airways (operated by Loganair)
- Blue Islands.

Travel Information by sea

The Island's ferry operator is the Isle of Man Steam Packet Company.

The Isle of Man's principal port is Douglas which has deep-water berths and facilities for handling passengers, roll on/roll-off cars and freight vehicles, general cargoes and bulk oil and gas cargoes, and is also a regular port of call for cruise liners. Peel, on the west coast, has a deep water berth and facilities for handling limited passenger traffic, general and bulk oil cargoes.

Ramsey in the north east is a drying harbour with a busy trade in general and bulk cargoes.

The main sea routes are: Douglas to Liverpool; Douglas to Heysham; Douglas to Belfast; Douglas to Dublin.

The Isle of Man Steam Packet Company operates multi-purpose and freight roll-on/roll-off vessels on the Heysham route providing twice daily services throughout the year for passengers, cars and freight vehicles.

The Steam Packet Company also has twice daily FastCraft services to Liverpool from April to October and weekend services by ferry during the winter. In the summer months the Steam Packet operates additional Fast Ferry routes to Dublin and Belfast as well as extra sailings to Heysham and Liverpool.

Road network in the Isle of Man

The Isle of Man has an extensive road network with over 600 miles of roads. Congestion is not a big problem and this means commuting times are much shorter than comparable journeys in cities and large towns situated in the British Isles.

Contacts

Flybe: www.flybe.com

Aer Arann: www.aerarann.com




Manx2: www.manx2.com

Loganair: www.loganair.co.uk

Blue Island Airways:
www.blueislands.com

Ferry Services: www.steam-packet.com

Isle of Man Airport:
www.gov.im/airport

Travel Times	 60mins	 fastcraft	 conventional
London - IOM	60mins		
Liverpool - IOM	25mins	2hrs 30mins	4hrs
Manchester - IOM	45mins		
Dublin - IOM	30mins	2hrs 45mins	4hrs 45mins
Heysham - IOM		2hrs 30mins	3hrs 30mins

Find out more. Go to >
www.investiom.co.im

